


## Fitting Guide for Solosele® SW — hydraulic seal for double-acting pistons

- i** This seal operates with slight axial float. It must not be axially compressed.
- i** This seal must not be stretch-fitted into semi-open or fully-enclosed recesses.


**1**



For Health & Safety reasons, shut down the hydraulic system before installing your new seal.

**Shut off power**


**2**



Check the seal, wear plates and housing. Ensure that seal and wear plates are correct size and housing is suitable.

**Check sizes of seal, wear plates & housing**


**3**



Remove old seal, then thoroughly clean the housing.

**Remove old seal. Clean the housing**

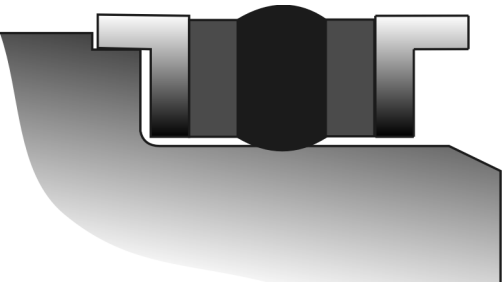
**4**



Lightly lubricate the seal and wear plates with the hydraulic fluid prior to assembly.

**Lubricate seal & wear plates**

**5 Split-type pistons only**



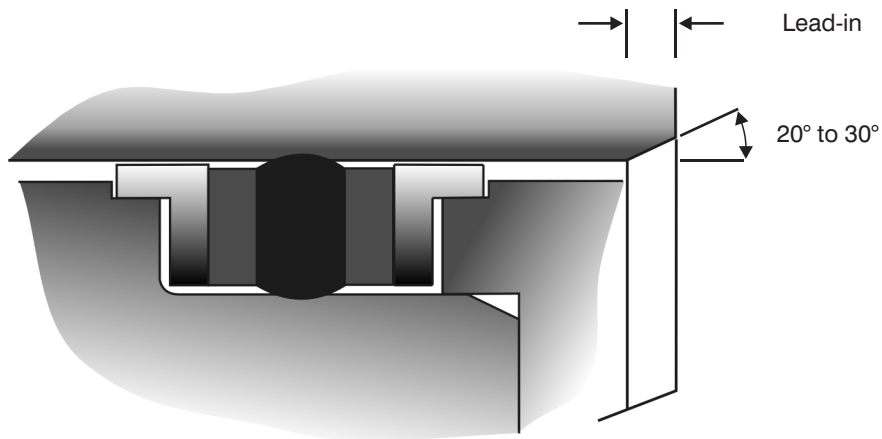
Fit the seal and its wear plates well home in the exposed housing recess. Ensure that the rubber sealing surfaces are not damaged.

**Insert seal into housing**

## Fitting Guide for Solosele® SW — hydraulic seal for double-acting pistons

- 6 Reassemble piston and carefully lower piston into cylinder.

Reassemble piston & insert in cylinder



**Material Safety Data Sheets are available on request**

James Walker & Co Ltd, Gote Brow, Cockermouth, Cumbria CA13 0NH, UK

Tel: +44 (0)1900 823555 Fax: +44 (0)1900 898354 Email: cockermouth@jameswalker.biz

**Health warning:** If PTFE or fluoroelastomer (eg, FKM, FFKM, FEPM) products are heated to elevated temperatures, fumes will be produced which may give unpleasant effects, if inhaled. Whilst some fumes are emitted below 250°C from fluoroelastomers or below 300°C from PTFE, the effect at these temperatures is negligible. Care should be taken to avoid contaminating tobacco with particles of PTFE or fluoroelastomer, or with PTFE dispersion, which may remain on hands or clothing.

Information in this publication and otherwise supplied to users is based on our general experience and is given in good faith, but because of factors which are outside our knowledge and control and affect the use of products, no warranty is given or is to be implied with respect to such information. Unless governed by type approval or contract, specifications are subject to change without notice. Statements of operating limits quoted in this publication are not an indication that these values can be applied simultaneously.

To ensure you are working with the very latest product specifications, please consult the relevant section of the James Walker website: [www.jameswalker.biz](http://www.jameswalker.biz).

Solosele SW 05 AM05 RC01 IA02 160812