





## Fitting Guide for Solosele® G — hydraulic seal for rods/glands & pistons

**i** This seal operates with slight axial float. It must not be axially compressed.

**1**  For Health & Safety reasons, shut down the hydraulic system before installing your new seal. **Shut off power**

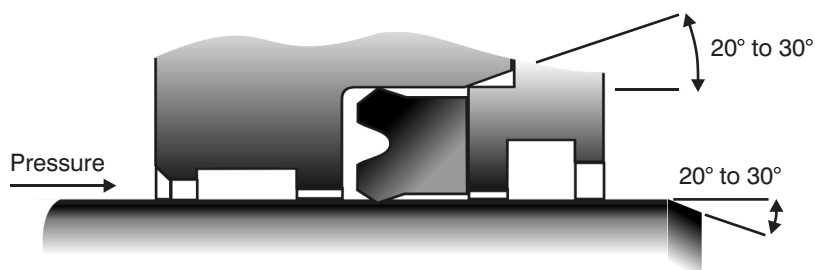
**2**  Check the seal, gland housing and rod. Ensure that seal is correct size for rod/gland, and housing is suitable for the seal. **Check sizes of seal, rod & housing**

**3**  Remove old seal then thoroughly clean the seal housing. **Remove old seal. Clean the housing**

**4**  Lightly lubricate the seal with the hydraulic fluid prior to assembly. **Lubricate seal & housing**

### Rod/gland applications

**5a** **Multi-component housing** Fit the seal well home in the exposed housing recess, with grooved side facing positive pressure. Reassemble the housing **Insert seal into housing & reassemble**



## Fitting Guide for Solosele® G — hydraulic seal for rods/glands & pistons

### 5<sup>b</sup> Fully-enclosed housing



Distort seal in crescent fashion, and open out into housing cavity with grooved side facing positive pressure. Carefully insert rod into position.

**Distort & open seal into position**

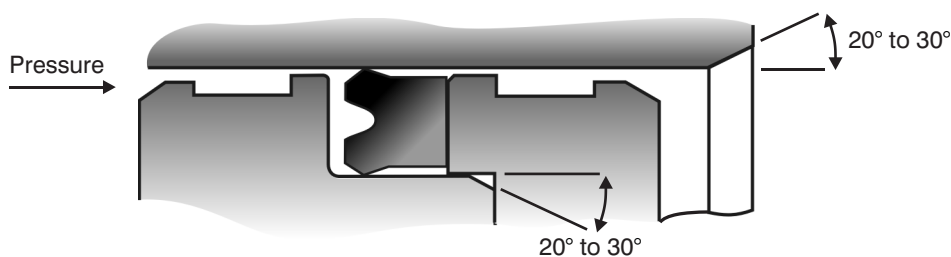
### For Piston Applications

**i** This seal must not be stretch fitted into semi-open or fully-enclosed recesses

### 5 Fully-enclosed housing

Fit the seal well home in the exposed housing recess, with grooved side facing positive pressure. Reassemble the piston and gently lower piston into bore.

**Insert seal into housing & reassemble piston**



**i** For double-acting pistons, two separate seals are installed in separate recesses. But care must be taken to relieve any inter-seal pressure build up.

**Material Safety Data Sheets are available on request**

[www.jameswalker.biz](http://www.jameswalker.biz)

James Walker & Co Ltd, Gote Brow, Cockermouth Cumbria CA13 0NH, UK  
Tel: +44 (0)1900 823555 Fax: +44 (0)1900 898354 Email: [cockermouth@jameswalker.biz](mailto:cockermouth@jameswalker.biz)

**Health warning:** If PTFE or fluoroelastomer (eg, FKM, FFKM, FEPM) products are heated to elevated temperatures, fumes will be produced which may give unpleasant effects, if inhaled. Whilst some fumes are emitted below 250°C from fluoroelastomers or below 300°C from PTFE, the effect at these temperatures is negligible. Care should be taken to avoid contaminating tobacco with particles of PTFE or fluoroelastomer, or with PTFE dispersion, which may remain on hands or clothing.

Information in this publication and otherwise supplied to users is based on our general experience and is given in good faith, but because of factors which are outside our knowledge and control and affect the use of products, no warranty is given or is to be implied with respect to such information. Unless governed by type approval or contract, specifications are subject to change without notice. Statements of operating limits quoted in this publication are not an indication that these values can be applied simultaneously.

To ensure you are working with the very latest product specifications, please consult the relevant section of the James Walker website: [www.jameswalker.biz](http://www.jameswalker.biz).

CPC Level 06 AM05 RC01 IA02 180512