



## Fitting Guide for Lionsele® W3 — double-acting wiper for rods


---

1  For Health & Safety reasons, shut down the hydraulic system before installing your new wiper. **Shut off power**


---

2  Check the wiper and housing. Ensure the housing is the recommended size, with shoulder recess to retain the wiper. **Check housing suits the wiper**


---

3  Remove old wiper, then thoroughly clean the housing. **Remove old wiper. Clean the housing**

---

4  Lightly lubricate the wiper and housing with the hydraulic fluid prior to assembly. **Lubricate wiper & housing**

---

5  Distort wiper in crescent fashion, and open out into housing cavity. **Distort & open wiper into position**

---

## Fitting Guide for Lionsele® W3 — double-acting wiper for rods

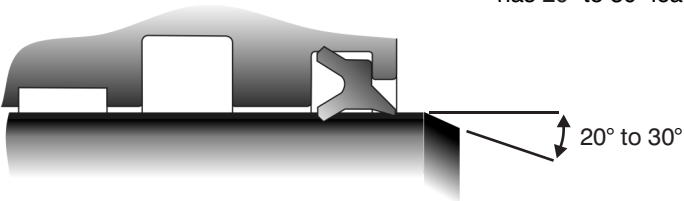
6



Ensure wiper is clipped-in evenly around the complete circumference of the housing cavity.

**Ensure wiper is properly seated**

7



Insert rod into position. Ensure rod end has 20° to 30° lead-in chamfer.

**Re-insert rod**

**Material Safety Data Sheets are available on request**

James Walker & Co Ltd, Gote Brow, Cockermouth Cumbria CA13 0NH, UK  
Tel: +44 (0)1900 823555 Fax: +44 (0)1900 898354 Email: [cockermouth@jameswalker.biz](mailto:cockermouth@jameswalker.biz)

[www.jameswalker.biz](http://www.jameswalker.biz)

Information in this publication and otherwise supplied to users is based on our general experience and is given in good faith, but because of factors which are outside our knowledge and control and affect the use of products, no warranty is given or is to be implied with respect to such information. Unless governed by type approval or contract, specifications are subject to change without notice. Statements of operating limits quoted in this publication are not an indication that these values can be applied simultaneously.

To ensure you are working with the very latest product specifications, please consult the relevant section of the James Walker website: [www.jameswalker.biz](http://www.jameswalker.biz).